

**TECHNICAL MEMO**

DATE: March 22, 2000

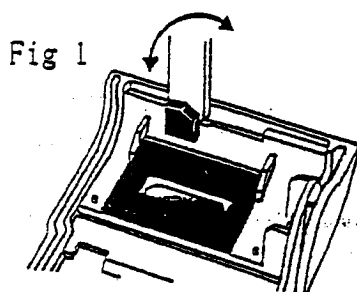
PRODUCT NAME: N4004(S), N6006, F401(s), F601 series camera  
SUBJECT: Countermeasure of broken hook in camera back.

**1.Summary**

This is to inform you about countermeasure of broken hook in camera back.

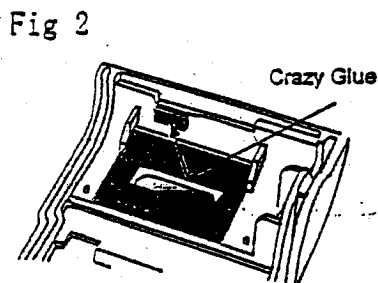
**2.Repair.**

Parts No: Back door hook: 1K999-194-1 // Screw: G2-17030FD

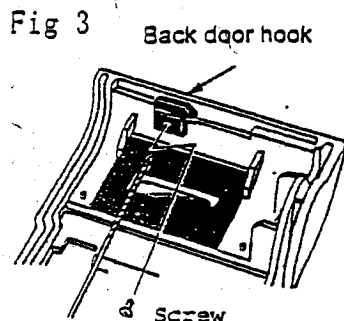
**Procedures:**

1) Insert the bottom of tweezers into clearance in the back of broken hook. (Refer to figure 1)

2) Move the tweezers in an arrow direction and break the rising part of hook. (Refer to figure 2)



3) Spread Crazy Glue on the end face of broken part of hook, and mount a back door hook. (Refer to figure 2 and 3)



4) Confirm the fitness of opening and closing condition between the camera body with this condition. If there is no problem, open a tapped hole a little by drill, its diameter 1.7mm.

5) Adjust to the center of the hole, which was opened at process 4), and open a tapped hole by drill, its diameter 1.35mm then mount a screw. (Refer to figure 3)